



**POLICE  
SUPERANNUATION  
BOARD**

Annual Report



2012/2013



10 October 2013

The Hon M O'Brien MP  
Minister for Finance  
Level 2  
45 Pirie Street  
ADELAIDE SA 5000

Dear Sir

Police Superannuation Board – Annual Report 2012 - 2013

The Police Superannuation Board submits to you for presentation to Parliament its Annual Report for the year ended 30 June 2013.

A handwritten signature in black ink, appearing to read 'M A Ramm', is written over a light blue rectangular background.

(M A Ramm)  
Presiding Member  
Police Superannuation Board

**CONTENTS**

<b>PRESIDING MEMBER'S REPORT</b>	<b>4</b>
<b>POLICE SUPERANNUATION BOARD</b>	<b>5</b>
<b>POLICE SUPERANNUATION SCHEME</b>	<b>8</b>
<b>Police Superannuation Fund</b>	<b>8</b>
<b>Membership</b>	<b>10</b>
<b>Incapacity for Employment</b>	<b>12</b>
<b>Pensions</b>	<b>13</b>
<b>FINANCIAL STATEMENTS</b>	
<b>Police Superannuation Scheme</b>	<b>19</b>
<b>Independent Audit Report</b>	<b>39</b>

## PRESIDING MEMBER'S REPORT

The Police Superannuation Board has the responsibility for the administration of the Police Superannuation Scheme (the Scheme) in accordance with the *Police Superannuation Act 1990*. Superannuation Funds Management Corporation of South Australia (Funds SA) has responsibility for the management and investment of the Scheme. Five full-time employees manage the business of Police Super.

The Scheme is closed to new police officers and as at 30 June 2013 had a total of 1,429 contributors, 120 preserved members and 1,498 pensioners. The Board approved claims for invalidity benefits from 4 members which were finalised for payment of benefits during 2012-2013. The finalised claims were for total and permanent invalidity benefits. One new temporary disability pension was approved during 2012-2013.

### Overview of the year ended 30 June 2013

- Total funds under management with Funds SA as at 30 June 2013 was \$1.09 billion, compared with \$903.8 million as at 30 June 2012.
- The net investment return from Funds SA for the Pension Scheme as at 30 June 2013 was 16.4 percent.
- The Board completed a review of four staff positions within the Police Superannuation Office. All were upgraded by one level.
- The Board finalised the appointment of Manager IT for a period of two years to oversee the Board's IT systems and support arrangements.
- The Board reviewed its Policies and Procedures, Financial Management Compliance Program and Risk Management Plan and Policy.

The Board met eleven times during 2012-2013 and I thank the Board members for their very valuable contributions to the successful operation of the Board.

Mr J Tappin resigned as a member of the Board, effective 23 May 2013 and I wish to acknowledge the valuable contributions he made to the successful operations of the Board since his appointment as a Board member on 30 November 2011. Ms J Foley resigned as a deputy member of the Board, effective 23 May 2013 and I acknowledge the contributions she made to the successful operations of the Board since her appointment as a deputy Board member on 7 July 2011.

Pensions are paid on a fortnightly basis throughout the year and lump sum benefit payments to members were generally paid within 2 to 7 days of members' exit dates from the Scheme. Excellent service delivery, including face to face in the office, home visits, telephone, email and written responses to numerous enquiries and regular website articles and advice, continues to be a hallmark of the Scheme.

The Police Super manager and his staff have continued to maintain the effectiveness and efficiency of the Scheme through process review and change, innovation, excellent service delivery and quality staff training. Importantly, working relationships with all of the Board's service providers are of a high order.

**M A Ramm**  
**Presiding Member**

## POLICE SUPERANNUATION BOARD

The Police Superannuation Board (the Board), a body corporate, is responsible to the Minister for the operation, management and administration of the Police Superannuation Scheme (the Scheme), established by the *Police Superannuation Act 1990* (the Act).

**The Board's vision** is to provide members of the Scheme with quality superannuation services, including effective and efficient service delivery, together with readily accessible, relevant information and assistance.

**The Board's values are:**

- to act in members' best interests.
- to act with fidelity in all matters concerning the administration of the scheme.
- to deliver accurate, effective and informative communications on superannuation matters to members in a timely manner.
- to provide a fair and reasonable appeal and resolution of complaints process.

**The Board's objectives are:**

- to provide leadership in the operation, management and administration of the Police Superannuation Scheme.
- to provide serving members and superannuants with high quality superannuation services and ensure customer satisfaction.
- to provide timely, accurate, relevant and meaningful communications to serving members and superannuants.
- to oversee the management and financial reporting framework requirements of the Police Superannuation Scheme.
- to develop and maintain practical policies and procedures which ensure compliance with all legislative and administration requirements.

### Board Membership as at 30 June 2013

During 2012-2013 the Board met on 11 occasions and the current Board and Deputy members are listed below:

Mr M A Ramm RFD	appointed as Presiding Member by the Governor on the Minister's nomination (Deputy Member Mr G Powell) (Appointment to 29 October 2014)
Chief Inspector K L Howie	appointed as Member by the Governor on the Minister's nomination (Deputy Member Mr F Pit APM) (Appointment to 29 October 2014)
Mr K J Oakley APM	appointed as Member by the Governor on the Minister's nomination (Deputy Member Chief Superintendent L Fellows APM) (Appointment to 22 February 2015)

Sergeant B H Zimmermann	appointed as Member by the Governor on the nomination of the Police Association of South Australia (Deputy Member Senior Constable First Class D Reynolds) (Appointment to 29 October 2014)
Vacant	appointed as Member by the Governor on the nomination of the Police Association of South Australia (Deputy Member Vacant)

### **Administration Services**

Administrative services are provided to the Board by the Police Super Office, an administrative unit within SAPOL, pursuant to Section 9(3) of the Act and the Service Level Contract between the Board and SAPOL. The Police Super Office:

- has 4 permanent and one temporary staff positions; and
- utilises the services and facilities of SAPOL, Funds SA, the Department of Treasury and Finance, the Crown Solicitor and the Auditor-General for administrative, investment management, actuarial, consultancy, legal and auditing services.

### **Administration Expenses**

The Board's administration expenses are financed in the first instance from the Police Superannuation Scheme Employer Contribution Account (Police Employer Account).

The Board's administration expenses for the financial year ended 30 June, 2013 amounted to \$580,000 a decrease of \$10,000 over the previous year. Of the \$580,000, \$508,000 (\$465,000 in 2011-2012) was paid to SA Government entities.

In accordance with the provisions of the *Police Superannuation Act 1990* the Police Superannuation Fund is required to reimburse the Police Employer Account an amount of \$174,000 for the prescribed share (30 percent) of the administration expenses incurred during 2012-2013. The balance of \$406,000 (70 percent) is met from the Employer Contribution Account.

### **Funds under Management**

At 30 June 2013 the Board had total funds of \$1.09 billion under management with the Superannuation Funds Management Corporation of South Australia. This compares with \$903.8 million as at 30 June 2012.

### **Board Remuneration**

Board Members' fees are set according to State Government guidelines for Statutory Authorities. Board Members, who are State public sector employees, do not receive fees for their Board membership.

Total remuneration received or due and receivable by the members of the Board in 2012-2013 was \$9,000 (\$9,000 in 2011-2012).

The number of Board members whose remuneration was within the following bands is as follows:

Total Remuneration	Number of Members	
	2013	2012
Nil	3	3
\$1 - \$10,000	2	2

### Computing

The Board utilises a stand alone computer system to provide for the administration of the Police Superannuation Scheme.

The Board established a new temporary position of Manager IT in September 2011. The Manager IT completed a full review of the Board's superannuation administration responsibilities, IT requirements and IT risk management strategy in March 2012.

The current superannuation administration system has been in place since 1992 and as a result of the comprehensive review the Board has resolved to develop a new superannuation administration system using new database and development technologies. The new technologies provide significant flexibility for system redevelopment, ongoing maintenance and, most importantly, greater support options.

### Changes in Legislation

During 2012-2013 there were no legislative changes made to the *Police Superannuation Act 1990*.

### Compliance Statement

The South Australian and Commonwealth Governments have entered into a Heads of Government Agreement to enable certain public sector schemes to be exempt from the Commonwealth's Superannuation Industry (Supervision) Act 1993.

As a result of the Agreement, the schemes established under the Police Superannuation Act 1990, are, in terms of the Commonwealth legislation, exempt public sector schemes. In terms of the Agreement, the South Australian Government has made a commitment to ensure that the exempt public sector schemes conform with the principles of the Commonwealth's retirement incomes policy objectives.

### Risk Management

The Board's risk management policy, plan and procedures are reviewed and amended on a regular basis as legislation, legal and audit advice, or other applicable factors dictate.

The Board is provided with a quarterly risk management monitoring and review report by the Police Super Office. This process is of significant assistance in reviewing and recording all aspects of the Scheme's management, including new legislation, policy issues, probity and security.

No major issues of concern, including complaints, have arisen during this reporting period.

## Strategic Objectives

During 2013-2014 the Board will establish its strategic objectives for the Police Super Office and the administration of the Police Superannuation Scheme for 2013-2014 and future years.

The key topics to be examined by the Board include review of computer hardware and software, new computer administration systems, member services and communications, website modifications, Board member and staff training and the ongoing review of the Financial Compliance Management Program and Risk Management Plan and Policy.

## POLICE SUPERANNUATION SCHEME

### POLICE SUPERANNUATION FUND

The Police Superannuation Fund was established on 1 June 1990 in accordance with the provisions of the *Police Superannuation Act 1990*. Under the Act:

- the assets of the Fund are the assets of the Crown. Member contributions are paid to the Treasurer who is then required, in terms of the Act, to pay an amount equal to those contributions to the Fund;
- the Superannuation Funds Management Corporation of South Australia (Funds SA) is responsible for the management and investment of the Police Superannuation Fund.

The Fund consists of the Pension Scheme division which provides pension benefits with a lump sum option. The Pension Scheme division was closed to new members on 31 May 1990.

During 2012-2013 the Fund's prescribed proportion of benefit payments for members of the Pension Scheme was 19 percent in line with the recommendations of Mr G Keen, FIAA and Mr L Brett, FIAA of Brett and Watson Pty Ltd in the most recent triennial Actuarial Report as at 30 June 2011.

For the year ended 30 June 2013, \$6.8 million (\$6.5 million in 2011-2012) was deposited into the Fund by members. The net investment income derived by Funds SA from investment of the Fund for the year ended 30 June 2013 amounted to \$56.2 million, compared to \$6.6 million in the previous year.

An amount of \$13 million (\$12.3 million in 2011-2012) was paid from the Fund during 2012-2013 in respect of benefits for members of the Pension Scheme.

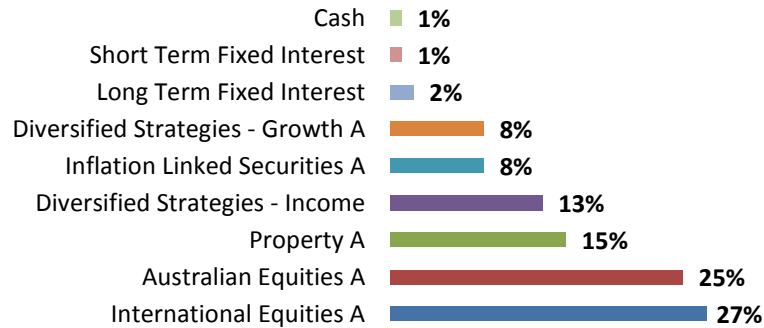
As at 30 June 2013 the balance of the Fund stood at \$394.3 million. This compares with the total of \$344.5 million as at 30 June 2012.

### Investment Activity

The market value of the Fund at 30 June, 2013 was \$394.3 million, an increase of \$49.8 million on the previous year.



The allocation of the Fund's assets by Funds SA as at 30 June 2013 is shown below:



The financial statements present a consolidated financial statement of the Police Superannuation Scheme for the year ended 30 June 2013, together with the report of the Auditor General.

### Investment Returns

For the financial year 2012-2013 Funds SA's net investment return (money weighted return, net of investment fees and the Board's administration expenses) for the Pension Scheme was 16.4 percent.

The following table shows the net investment returns achieved by Funds SA for the Pension Scheme over the past 5 years.

Scheme	Investment Returns					
	2009	2010	2011	2012	2013	5 years annualised
Pension	-17.6%	12.2%	11.3%	1.7%	16.4%	4.0%

### Fund Crediting Rates

#### Member Contribution Accounts

Under the provisions of the Act, the Board is required to declare a rate of return to be credited to member contribution accounts for members of the Pension Scheme at the end of each financial year.

The Board's end of year crediting rate policy is based on the actual return (money weighted return net of investment fees and the Board's administration expenses), as advised by Funds SA as at 30 June.

The Board declared an end of year crediting rate of 16.4 percent to be applied to member contribution accounts as at 30 June 2013.

The following table shows crediting rates declared by the Board for Member Contribution Accounts over the past 5 years.

Member Contribution Accounts Crediting Rates						
Scheme	2009	2010	2011	2012	2013	5 years annualised
<b>Pension</b>	<b>-17.6%</b>	<b>12.2%</b>	<b>11.3%</b>	<b>1.7%</b>	<b>16.4%</b>	<b>4.0%</b>

In addition, the Board is required to determine an 'exit' rate of return to be applied to the member contribution accounts of members who resign from SAPOL during a particular financial year and elect to take a withdrawal benefit which consists of a refund of member contributions plus accrued interest.

The Board's exit crediting rate policy is based on the actual annualised return, as advised by Funds SA, on a weekly basis.

### Actuarial Review

Pursuant to Section 15(4) of the Act an actuarial investigation must be undertaken in relation to the triennium ending on 30 June 1993 and thereafter in relation to each succeeding triennium to provide a report to the Minister on the state and sufficiency of the Fund and the operation of the superannuation scheme.

The last actuarial investigation into the Police Superannuation Fund, based on the state of the Fund as at 30 June 2011, was carried out by Mr G Keen, FIAA and Mr L Brett, FIAA of Brett and Watson Pty Ltd. The Actuarial Report of that investigation was dated 19 March 2012 and was tabled in Parliament on 1 May 2012.

During 2012-2013 the Employer and Fund's prescribed proportions of benefit payments for members of the Pension Scheme were 81 and 19 percent respectively. The Government contribution for future service liabilities was 20.5 percent of member salaries.

The next actuarial investigation into the Police Superannuation Fund will be based on the state of the Fund as at 30 June 2014, and a report is required to be provided to the Minister by 30 June 2015.

### MEMBERSHIP

Police Officers, who commenced employment with SAPOL on or before 31 May, 1990 are members of the Pension Scheme.

Members of the Pension Scheme make a defined fortnightly contribution based on their superannuation salary and receive a defined pension/lump sum benefit upon retirement from SAPOL. Defined benefits are also paid in the event of total and permanent invalidity or death.

Members as at 30 JUNE			
Member Category	Pension Scheme	Total 2012/2013	Total 2011/2012
<b>Contributors</b>	<b>1,429</b>	<b>1,429</b>	<b>1,506</b>
<b>Preserved</b>	<b>120</b>	<b>120</b>	<b>129</b>
<b>TOTAL</b>	<b>1,549</b>	<b>1,549</b>	<b>1,635</b>

The contributors to the scheme as at 30 June 2013 comprised 1,209 male and 220 female police officers.

Age Distribution of Contributing Members as at 30 JUNE			
Age	Pension Scheme	Total 2012/2013	Total 2011/2012
30 - 39	0	0	0
40 - 49	484	484	588
50 - 59	867	867	837
60 and over	78	78	81
<b>TOTAL</b>	<b>1,429</b>	<b>1,429</b>	<b>1,506</b>

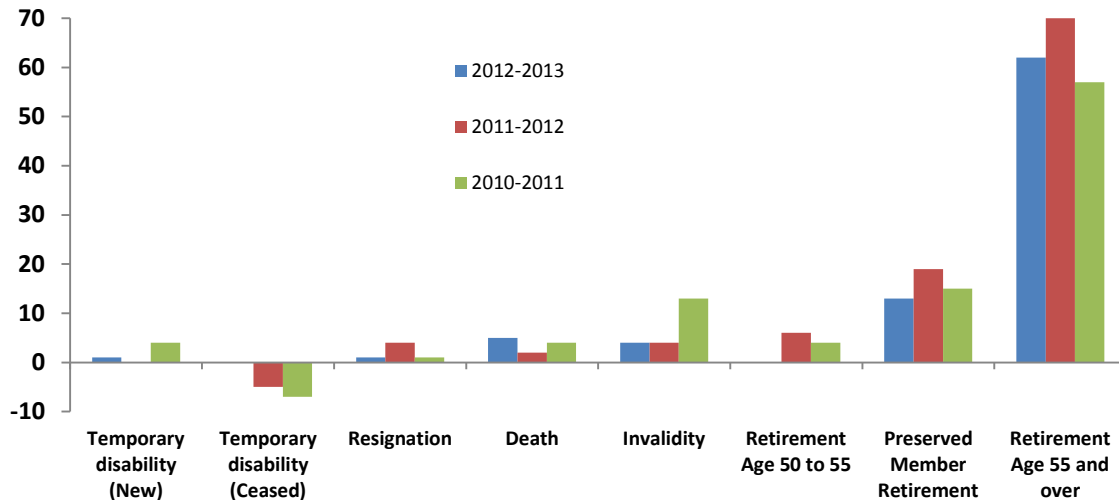
### Member Contributions

Police Officers who are members of the Pension Scheme make contributions on a fortnightly basis through deductions from their salary. Member contributions are based on a fixed percentage ranging between five and six percent of superannuation salary.

Superannuation salary is based on a member's highest rank and increment level actually attained in a permanent position with SAPOL and includes a ten percent shift-work build up for members who hold the rank of Senior Sergeant and below and have been classified as a shift-worker during their period of employment.

Member Contributions		
Scheme	2012/2013 \$,000	2011/2012 \$,000
<b>Pension</b>	<b>6,785</b>	<b>6,488</b>
<b>TOTAL</b>	<b>6,785</b>	<b>6,488</b>

During 2012-2013 there was a total of 86 exits from the Pension Scheme (77 contributors and 9 preserved), a decrease of 14 on the previous year.



As illustrated in the previous chart the majority of member exits during 2012-2013 were age retirements from Age 55 and over. During 2012-2013 1 contributor ceased membership of the scheme and elected to take a cash withdrawal benefit (4 in 2011-2012). A total of 4 contributors resigned from SAPOL and elected to preserve a benefit in the Pension Scheme during 2012-2013 (2 in 2011-2012).

## **INCAPACITY FOR EMPLOYMENT**

The Pension Scheme provides benefits for members who are temporarily or permanently incapacitated for employment within SAPOL.

### **Medical and Psychological Advice**

To assist in the determination of claims the Board uses independent advice, including medical and psychological advice.

### **Temporary Incapacity**

The payment of a temporary disability pension for up to twelve months provides members with a period for rehabilitation and enables the Board to fully assess each claim with a view to a return to employment, or permanent retirement on the grounds of invalidity.

During 2012-2013, there was 1 new temporary disability pension approved by the Board.

### **Invalidity Retirement**

The Act provides for two categories of benefit payable upon retirement on the grounds of invalidity.

#### 1) Total and Permanent Disablement

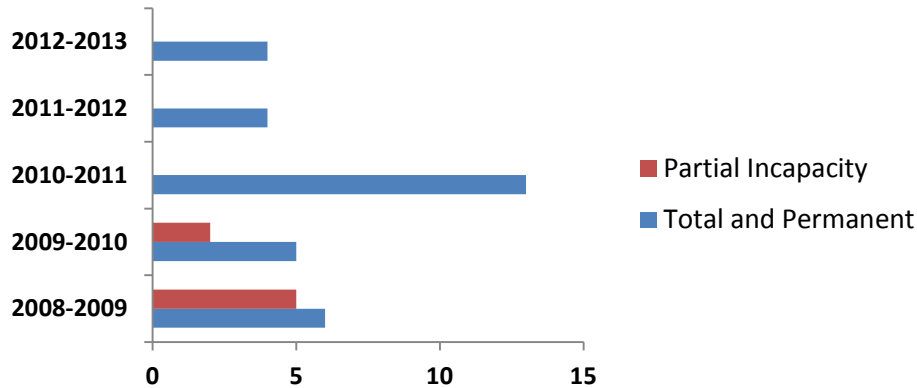
If the Board is satisfied the member's incapacity for all kinds of work (both inside and outside the police force) is 60 percent or more, and is likely to be permanent, the member of the Pension Scheme is entitled to an indexed pension for life.

#### 2) Partial Disablement

If the Board is satisfied the member's incapacity for all kinds of work (both inside and outside the police force) is less than 60 percent, or not likely to be permanent, the member is entitled to a lump sum payment based on the member's accrued benefit to the date of resigning from SAPOL, on the grounds of invalidity.

After consideration of appropriate and professional independent advice, the Board approved the payment of 4 claims as total and permanent disablement pension benefits for the year ended 30 June 2013. The claims of the 4 members of the Pension Scheme were approved for payment, following their resignation from SAPOL, on the grounds of invalidity, being accepted by the Commissioner of Police.

The following chart shows the number of total and permanent and partial incapacity retirements over the past five years.



## PENSIONS

A total of 1,498 pensions were being paid under the Pension Scheme as at 30 June 2013, an increase of 55 on the previous year.

The average age of the 21 aged pensioners who died during 2012-2013 was 81 and their average number of years in retirement was 23.

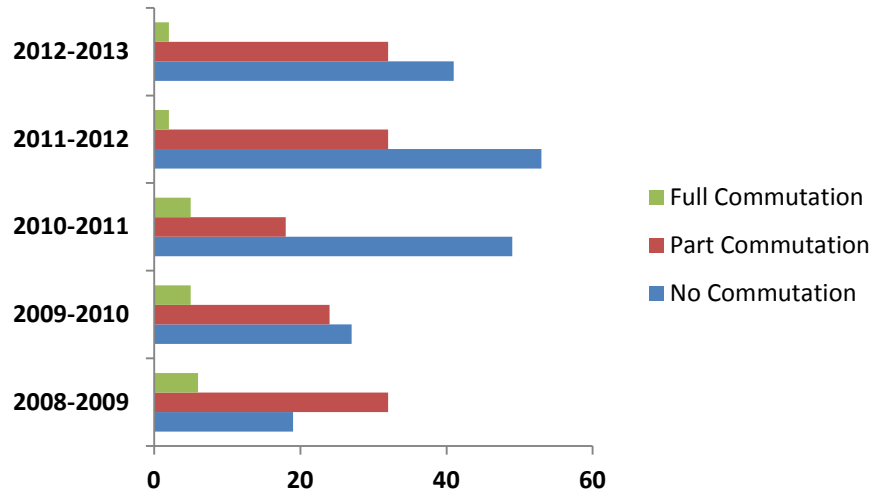
Pension Recipients					
	Member Age (55 and over)	Invalidity Temporary Disability	Spouse	Child	Total
<b>Payable as at 1/7/2012</b>	<b>850</b>	<b>204</b>	<b>361</b>	<b>28</b>	<b>1,443</b>
<b>New</b>	<b>75</b>	<b>5</b>	<b>27</b>	<b>1</b>	<b>108</b>
<b>Reinstated</b>				<b>4</b>	<b>4</b>
<b>Ceased due to:</b>					
-Death	(21)	(9)	(17)		(47)
-Pension Lapsed					-
-100% Commutation	(3)				(3)
-Child attaining age 16 or ceasing to be student				(7)	(7)
<b>Payable as at 30/6/2013</b>	<b>901</b>	<b>200</b>	<b>371</b>	<b>26</b>	<b>1,498</b>

## Commutation of Pension

Regulation 6 of the *Police Superannuation Regulations 1990* provides that members of the Pension Scheme, who retire on account of age, have the option to commute the whole or part of their pension entitlement into a lump sum.

A total of 75 members (62 contributors and 13 preserved members) of the Pension Scheme were eligible to commute part of their pension into a lump sum during 2012-2013.

The following table provides details of the number of members who elected to take a full, part or no commutation of pension during 2012-2013.



The following table shows the details of average commutations and pensions paid to members during 2012-2013.

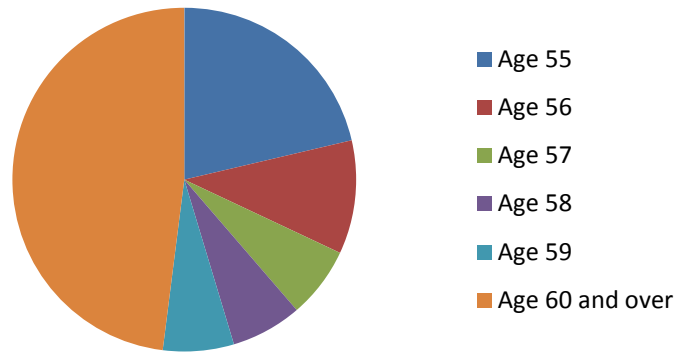
Commutations and pensions				
Category	Retirements Age 55 and over	Preserved Retirements	Average Lump Sum	Average Pension pa
No Commutation	34	7	-	\$58,657
Part Commutation	28	4	\$147,421	\$44,635
Full Commutation	-	2	\$309,029	-

The following table provides a comparison of the numbers of pensioners over the past five years.

Comparison Of Number Of Pensioners					
	2009	2010	2011	2012	2013
Age 55 and over	698	732	784	850	901
Invalidity					
Temporary Disability	208	210	214	204	200
Spouse Pensions	340	354	357	361	371
Child Allowances	31	33	27	28	26
<b>TOTAL</b>	<b>1277</b>	<b>1329</b>	<b>1382</b>	<b>1443</b>	<b>1498</b>

### Retirement Benefits 55 years of age and over

During 2012-2013 a total of 75 members (62 contributors and 13 preserved members) of the Pension Scheme retired at 55 years of age or over. The following chart illustrates the majority of retirements during 2012-2013 were members aged 60 and over. The average age of the 75 members who retired at 55 years of age or over was 59.



The following table shows benefit payments approved on behalf of members of the Pension and Lump Sum schemes during 2011-2012.

Benefits Payments			
Category	Pension Scheme \$000	Total 2012/2013 \$000	Total 2011/2012 \$000
<b>Pensions</b>	<b>53,351</b>	<b>53,351</b>	<b>49,576</b>
<b>Commutations</b>	<b>7,469</b>	<b>7,469</b>	<b>8,926</b>
<b>Lump Sums</b>	<b>7,572</b>	<b>7,572</b>	<b>9,360</b>
<b>Government Co-contributions</b>	<b>26</b>	<b>26</b>	<b>3</b>
<b>TOTAL</b>	<b>68,418</b>	<b>68,418</b>	<b>67,865</b>

### Retirement Benefits 50 - 55 Years of Age

During 2012-2013 there were no members of the Pension Scheme who retired under 55 years of age (6 in 2010-2011).

### Indexations of Pensions

Under the Act, pension payments are adjusted twice yearly (October and April) to reflect the percentage variation in the Consumer Price Index for Adelaide (CPI).

Pursuant to the Transitional Provisions of the Act, all pensions which commenced prior to 1 June 1990 continue to be indexed by the movement in CPI plus one third. Pensions which commenced on or after 1 June 1990 are indexed by the CPI movement only.

In October 2012, the adjustment to pensions was based on the percentage variation between the Consumer Price Index for Adelaide (CPI) for the June quarter of 2012 and the CPI for the December quarter of 2011. The percentage variation in the CPI for the period was 0.22 percent.

In October 2012, pensions which commenced prior to 1 June 1990 were indexed by 0.29 percent. Pensions which commenced on or after 1 June 1990 were indexed by 0.22 percent.

In April 2013, the adjustment to pensions was based on the percentage variation between the Consumer Price Index for Adelaide (CPI) for the December quarter of 2012 and the CPI for the June quarter of 2012. The percentage variation in the CPI for the period was 1.9 percent.

In April 2013, pensions which commenced prior to 1 June 1990 were indexed by 2.53 percent. Pensions which commenced on or after 1 June 1990 were indexed by 1.9 percent.

### **Employer Contribution**

All benefit payments to members are met from a Special Deposit Account which is then reimbursed in accordance with the prescribed Employer and Fund proportions.

The Employer contributes a prescribed proportion of all benefits (pensions, pension supplementation and lump sums) paid to members of the Pension Scheme and Lump Sum Scheme divisions of the Fund, except benefits paid upon resignation.

During 2012-2013 the Employer's prescribed proportion of benefit payments for members of the Pension Scheme was 81 percent in line with the recommendations of Mr G Keen, FIAA and Mr L Brett, FIAA of Brett and Watson Pty Ltd in the most recent triennial Actuarial Report as at 30 June 2011.

The Employer's prescribed proportion of benefits is met from the Police Employer Account. Monies deposited into the Police Employer Account are invested and managed by Funds SA as part of the schemes but these monies do not form part of the Fund.

For the year ended 30 June 2013, \$29.3 million (\$29.5 million in 2011-2012) was deposited into the Police Employer Account by SAPOL in relation to employer contributions on behalf of members. For the year ended 30 June 2013 \$67.1 million (\$59.3 million in 2011-2012) was transferred to the Police Employer Account by the Government in respect of funding its past service superannuation liabilities.

The net investment income derived by Funds SA from investment of the Police Employer Account for the year ended 30 June 2013 amounted to \$95.8 million, compared to \$14.2 million in the previous year.


An amount of \$55.4million (\$55.6 million in 2011-2012) was paid from the Police Employer Account during 2012-2013 in respect of benefits for members of the Pension Scheme.

As at 30 June 2013 the balance of the Police Employer Account stood at \$695.8 million. This compares with the total of \$559.3 million as at 30 June 2012.



**ACKNOWLEDGMENT**

We place on record our appreciation of the services rendered by staff of SAPOL, Funds SA, the Department of Treasury and Finance, the Crown Solicitor and the Auditor-General.



M A Ramm, RFD Presiding Member

Date 10/10/2013




K L Howie, Member

Date 10/10/2013



K J Oakley, APM Member

Date 10/10/2013



B H Zimmermann, Member

Date 10/10/2013

## THANKS TO BOARD'S SERVICE PROVIDERS

### Administrative Services

SAPOL  
100 Angas Street  
Adelaide SA 5000

### Actuarial and Consultancy Services

Department of Treasury and Finance  
State Administration Centre  
200 Victoria Square  
Adelaide SA 5000

### Auditor

Auditor General  
Level 9  
State Administration Centre  
200 Victoria Square  
Adelaide SA 5000

### Funds Manager

Funds SA  
Level 3  
63 Pirie Street  
Adelaide SA 5000

### Legal Services

Crown Solicitor  
Level 9  
45 Pirie Street  
Adelaide SA 5000

## POLICE SUPERANNUATION BOARD CONTACT DETAILS

Ground Floor  
151 Pirie Street  
Adelaide SA 5000

Telephone: (08) 8204 2964  
Facsimile: (08) 8204 2303  
E-mail: [admin@policessuper.sa.gov.au](mailto:admin@policessuper.sa.gov.au)  
Website: [www.policessuper.sa.gov.au](http://www.policessuper.sa.gov.au)

## POLICE SUPERANNUATION SCHEME

### STATEMENT BY RESPONSIBLE OFFICERS FOR 30 JUNE 2013


We certify that the:

- financial statements of the Police Superannuation Board:
  - are in accordance with the accounts and records of the authority; and
  - comply with relevant Treasurer's instructions; and
  - comply with relevant accounting standards; and
  - present a true and fair view of the financial position of the authority at the end of the financial year and the result of its operations and cash flows for the financial year.
- internal controls employed by the Police Superannuation Board over its financial reporting and its preparation of the financial statements have been effective throughout the financial year.



(K J Oakley)  
Acting Presiding Member  
Police Superannuation Board

13/9/2013



(M D Hogg)  
Manager  
Police Super

13/9/2013

## Financial Statements for the year ended 30 June 2013

### Statement of Net Assets as at 30 June 2013

	Note	\$'000	\$'000	2013 \$'000	2012 \$'000
<b>INVESTMENTS</b>					
Inflation linked Securities A		83,097			85,174
Property A		161,954			140,575
Australian Equities A		272,105			216,696
International Equities A		296,867			217,704
Long Term Fixed Interest		18,623			23,036
Short Term Fixed Interest		8,993			14,818
Diversified Strategies - Growth A		92,892			54,018
Diversified Strategies - Income		144,789			117,367
Cash		11,404			33,395
<b>Total Investments</b>	<b>9</b>		<b>1,090,724</b>		<b>902,783</b>
<i>Plus:</i>					
<b>OTHER ASSETS</b>					
Cash and cash equivalents		536			1,039
Contributions Receivable		417			295
Sundry Debtors		10			12
<b>Total Other Assets</b>			<b>963</b>		<b>1,346</b>
<b>Total Assets</b>				<b>1,091,687</b>	<b>904,129</b>
<i>Less:</i>					
<b>CURRENT LIABILITIES</b>					
Benefits Payable		1,519			156
Sundry Creditors		127			150
<b>Total Liabilities</b>				<b>1,646</b>	<b>306</b>
<b>NET ASSETS AVAILABLE TO PAY BENEFITS</b>				<b>1,090,041</b>	<b>903,823</b>

Statement of Changes in Net Assets for the year ended 30 June 2013

	Note	\$'000	\$'000	2013 \$'000	2012 \$'000
<b>NET ASSETS AVAILABLE TO PAY BENEFITS AT 1 JULY</b>				<b>903,823</b>	856,068
<b>REVENUE</b>					
Investment Revenue			157,970		25,417
Other Income			32		52
<b>CONTRIBUTIONS REVENUE</b>	<b>10</b>				
Past Service Liability		67,100			59,300
Employer Contributions		29,276			29,546
Member Contributions		6,785			6,488
Government Co-Contributions		26			3
<b>Total Contribution Revenue</b>			<b>103,187</b>		<b>95,337</b>
<b>Total Revenue</b>			<b>261,189</b>		<b>120,806</b>
<b>EXPENSES</b>					
Direct Investment Expense	6		(5,974)		(4,596)
Administrative Expense	6		(579)		(590)
<b>BENEFITS PAID</b>	<b>11</b>				
Pensions		(53,351)			(49,576)
Commutations		(7,725)			(8,926)
Lump Sums		(7,316)			(9,360)
Government Co-Contributions		(26)			(3)
<b>Total Benefits Paid</b>			<b>(68,418)</b>		<b>(67,865)</b>
<b>Total Expenses</b>			<b>(74,971)</b>		<b>(73,051)</b>
<b>NET INCREASE IN FUNDS</b>				<b>186,218</b>	<b>47,755</b>
<b>NET ASSETS AVAILABLE TO PAY BENEFITS AT 30 JUNE</b>				<b>1,090,041</b>	<b>903,823</b>

**POLICE SUPERANNUATION SCHEME**

Notes to and Forming Part of the Financial Statements

1. Objectives and Funding

(a) Police Superannuation Scheme

The Police Superannuation Scheme (the Scheme) was created pursuant to the *Police Superannuation Act 1990* (the Act). The Act provides for superannuation benefits for Police Officers who are contributors to the Scheme.

Contributors to the Scheme are members of the old scheme who are entitled to a pension based benefit. The old scheme was closed to new members in May 1990.

Pursuant to the Act, contributors make contributions to the Scheme based on a percentage of their salary, with the standard contribution rate being between five and six percent. A contribution account is maintained for each contributor. There are no provisions under the Act for contributing members to purchase additional benefits.

The Act requires that contributions to the Scheme are paid to the Treasurer, who in turn deposits those contributions into the Police Superannuation Fund (the Fund). The Fund is managed and invested by the Superannuation Funds Management Corporation of South Australia (Funds SA).

The Fund is made up of one division, being the Old Scheme (Pension) Division. The division consists of the contributions and the accretions arising from the investment of those contributions.

**(b) *Police Superannuation Board***

The Police Superannuation Board (the Board), established under the Act, is responsible for the administration of the Scheme. The Act also provides the Board with the necessary powers to administer the Scheme. The Board, with the approval of the relevant Minister, has contracted the South Australia Police Department (SAPOL) to provide administrative services.

Pursuant to the Act, the Board is required to determine a rate of return which is credited to each contribution account within the Fund at the end of the financial year. In determining the rate to be applied, the Act requires that the Board have regard to the net rate of return achieved by investment of the division of the Fund.

**(c) *Superannuation Funds Management Corporation of South Australia***

Funds SA is established under the *Superannuation Funds Management Corporation of South Australia Act 1995* (the Funds SA Act). Funds SA is responsible for the investment and management of the Scheme's funds pursuant to strategies formulated by Funds SA.

For further information on the investment of the Fund and the Police Superannuation Scheme Employer Contribution Account (the Police Employer Account), reference should be made to the financial report of Funds SA. The investment assets, liabilities, income and expense contained in these financial statements are related to the investment activities of Funds SA, a SA Government entity.

**(d) Funding Arrangements**

Pursuant to section 14 of the Act, all benefit payments are met from the Consolidated Account or a Special Deposit Account established for that purpose which is then reimbursed from the Fund and Police Employer Account. The Fund proportion is that amount charged against the contributor's contribution account. The prescribed proportion is determined by the Board, in accordance with section 14(3) of the Act, taking into account the most recent actuarial assessment.

The Treasurer may also seek reimbursement of the employer portion of the benefit payment from the employer contributions made by SAPOL which are deposited into the Police Employer Account. Employer contributions are based on a percentage of salary at rates based on actuarial valuations. The rate for 2012-2013 was 20.5 percent.

For 2012-2013 the Employer and Fund's prescribed proportion of benefit payments for members of the Pension Scheme was to 81 percent and 19 percent respectively.

The rate of employer contribution and the Employer and Fund's prescribed proportion of benefit payments are in accordance with the recommendations of Mr G Keen, FIAA and Mr L Brett, FIAA of Brett and Watson Pty Ltd in the most recent triennial Actuarial Report as at 30 June 2011.

For the year ended 30 June 2013 \$29.3 million (\$29.5 million in 2011-2012) was deposited into the Police Employer Account in relation to employer contributions on behalf of members.

Since 30 June 1994 the Government adopted a policy of fully funding its superannuation liabilities with a target of achieving full funding by 2034. This will require contributions at levels higher than the current employer contributions to meet the accruing liability for current employees. For the year ended 30 June 2013 the Government transferred a further \$67.1 million to the Police Employer Account to meet liabilities in respect of the Scheme (\$59.3 million in 2011-2012).

**2. Summary of Significant Accounting Policies**

**(a) Basis of Accounting**

The financial report is a general purpose financial report prepared in accordance with relevant Australian Accounting Standards, Treasurer's Instructions and Accounting Policy Statements promulgated under the provisions of the Public Finance and Audit Act 1987, except as provided below.

AAS 25 “Financial Reporting by Superannuation Plans” (AAS 25) is the principal standard applied in preparing this financial report. Other Accounting Standards are also applied where necessary except to the extent that they differ from AAS 25. A number of Australian Accounting Standards and interpretations that have recently been issued or amended, but are not yet effective, have not been adopted for the reporting period ending 30 June 2013. The impact of the new and amended standards has been assessed and there will be no impact on the accounting policies.

The financial report has been prepared on an accrual basis and in accordance with the historical cost convention, except for the valuation of investments, which are measured at net market value.

The financial report is presented in Australian currency and all amounts have been rounded to the nearest thousand dollars (\$'000).

**(b) Basis of Valuations of Assets and Liabilities**

The basis for the valuation of assets and liabilities is provided below. Assets of the Scheme have been measured at net market value, which are provided by Funds SA.

**(i) Inflation Linked Securities A**

The Inflation Linked Securities A portfolio comprises two sub-sectors:

***Externally Managed Inflation Linked Securities***

Externally managed inflation linked securities are invested and managed by external managers. The custodian appointed to hold the assets has valued the portfolio using market prices applicable at the balance date.

***Internally Managed Inflation Linked Securities***

Internally managed inflation linked securities, the returns of which are linked to movements in either the Consumer Price Index or Average Weekly Earnings, have been valued using the discounted cash flow method. The valuation as at the balance date was performed by an independent valuer.



**(ii) Property A**

The Property A portfolio comprises two sub-sectors:

*Listed property trusts*

The listed property trust portfolio is invested and managed by external managers. The custodian appointed to hold the assets has valued the portfolios using market prices applicable at the balance date.

*Unlisted property vehicles*

The unlisted property vehicles portfolio is invested and managed by external managers. Investments in this sub-sector have been valued in accordance with the valuations supplied by the managers.

**(iii) Australian Equities A**

The Australian Equities A portfolio comprises investments in listed Australian equities, and is invested and managed by external managers. Discretely managed portfolios have been valued by the custodian appointed to hold the assets using market prices applicable at the balance date. Investments in pooled listed Australian equities funds have been valued in accordance with the valuations supplied by the managers.

**(iv) International Equities A**

The International Equities A portfolio comprises investments in equities listed on international share markets and is invested and managed by external managers. Discretely managed portfolios have been valued by the custodian appointed to hold the assets using market prices applicable at the balance date. Investments in pooled international vehicles have been valued in accordance with the valuations supplied by the managers. Currency conversions have been made at the spot market mid-rates applicable at the balance date where applicable.

**(v) Long Term and Short Term Fixed Interest**

The Long Term and Short Term Fixed Interest portfolios are invested and managed by external managers. The custodian appointed to hold the assets has valued the portfolio using market prices applicable at the balance date.

**(vi) Diversified Strategies - Growth A**

The Diversified Strategies - Growth A portfolio comprises investments in domestic (Australian) and overseas private equity funds and domestic (Australian) and overseas pooled funds, which are invested and managed by external managers. Valuations of private equity funds are based on the most recently available valuations by the relevant managers. Both domestic and international funds valuations are generally in accordance with the International Private Equity Venture Capital Valuation Guidelines (December 2012). Investments in the pooled funds have been valued in accordance with the valuations supplied by the managers. Currency conversions have been made at the spot market mid-rates applicable at the balance date where applicable.

**(vii) Diversified Strategies - Income**

The Diversified Strategies - Income portfolio comprises investments in both domestic (Australian) and overseas pooled funds, and is invested and managed by external managers. Investments in the pooled funds have been valued in accordance with the valuations supplied by the managers. Currency conversions have been made at the spot market mid-rates applicable at the balance date where applicable.

**(viii) Cash**

Investments in externally managed pooled cash funds have been valued in accordance with the valuations supplied by the managers. Deposits at call have been valued on the basis of principal plus accrued interest.

**(c) Taxation**

The Scheme is a constitutionally protected superannuation fund in terms of Section 295-15 of the Income Tax Assessment Act 1997, Regulation 995-1.04 (Schedule 4) and is exempt from income tax. Therefore no income tax has been brought to account in this financial report.

**(d) Revenue**

Superannuation contributions and other revenue are brought to account on an accrual basis.

Investment revenue represents the change in market value due to the movement in the value of funds invested with Funds SA.

**(e) Receivables and Payables**

Contributions receivable are contributions relating to the 2012-13 financial year received by the Scheme after 30 June 2013.

Other receivables are carried at nominal amounts due which approximate fair value. Payables are recognised when the Scheme is obligated to make future payments for services received and are carried at the amount payable on demand.

Benefits payable relate to members who have ceased employment and provided the Scheme with appropriate notification prior to 30 June 2013 but who had not been paid until after 30 June 2013.

**(f) Goods and Services Tax**

Revenues, expenses and assets are recognised net of the amount of GST, except where the amount of GST incurred is not recoverable from the ATO. In these circumstances, the GST is recognised as part of the cost of acquisition of the asset or as part of an item of the expense.

Receivables and payables in the Statement of Net Assets are shown inclusive of GST.

**(g) Comparative Information**

The presentation and classification of items in the financial report are consistent with prior periods except where a specific Accounting Policy Statement or Australian Accounting Standard has required a change.

Where presentation or classification of items in the financial report has been amended, comparative amounts have been reclassified unless reclassification is impracticable.

**3. Liability for Accrued Benefits**

The present value of the accrued benefit liabilities of the Scheme has been determined by Mr G Keen, FIAA and Mr L Brett, FIAA of Brett & Watson Pty Ltd and is shown below.

The accrued benefit liabilities are the present values of expected future benefit payments arising from membership of the Scheme up to 30 June 2013 and were based on membership data as at 30 June 2013.

The expected future benefit payments have been determined using the 2011 triennial review assumptions relating to mortality, disability, withdrawal, preservation, and retirement. The review's salary promotion scale has also been used, while general salary increases of 1.5 percent per annum above the level of increase in the Consumer Price Index (CPI) have been allowed for. In accordance with Australian Accounting Standard AAS25 "Financial Reporting by Superannuation Plans", the expected future benefit payments have then been discounted to present values by a market-based, risk-adjusted discount rate. A discount rate of 4.5 percent per annum above CPI has been applied.

<b>Accrued Benefits</b>		
	<b>2013</b>	2012
	<b>Pension Scheme Division</b>	Pension Scheme Division
	<b>\$m</b>	\$m
Changes in the liability for accrued benefits:		
Liability for accrued benefits at 1 July	<b>1,833.30</b>	1,753.10
Add: Benefits expense	<b>138.90</b>	148.10
Less: Benefits paid	<b>68.40</b>	67.90
<b>Liability for accrued benefits at 30 June</b>	<b>1,903.80</b>	1,833.30
Represented by:		
<b>Police Superannuation Fund</b>	<b>362.90</b>	348.30
<b>Police Employer Account</b>	<b>1,540.90</b>	1,485.00
<b>Totals</b>	<b>1,903.80</b>	1,833.30

Pursuant to the Act, actuarial reviews of the Scheme must be conducted every three years to address the cost of the Scheme to Government and the proportion of future benefits that can be met from the Fund.

The last actuarial review as at 30 June 2011 was carried out by Mr G Keen, FIAA and Mr L Brett, FIAA of Brett & Watson Pty Ltd. The report dated 19 March 2012 was tabled in Parliament on 1 May 2012. The following recommendations were made in the report:

- a) The funding proportion for the Fund Old Scheme Division to be increased from 17.5 percent to 19 percent.
- b) The Government contribution for future service liabilities for the Pension Scheme division remains at the current level of 20.5 percent.

In line with the above recommendations the funding proportion for the Fund Old Scheme Division during 2012-2013 was 19 percent and the Government contribution for future service liabilities for 2012-2013 was 20.5 percent.

The actuarial reviews take account of assets held, future contributions to be received from members and future benefits to be paid by the Fund. In contrast, the purpose of the accrued liability calculations, which are made annually, is to estimate the value of future payments that can be attributed to service up to the date of the calculation.

#### 4. Vested Benefits

Vested benefits are benefits which are not conditional upon continued membership of the Scheme and include benefits which members would be entitled to receive on termination of membership of the Scheme.

When members resign from the Scheme, they have two options. Firstly, they can elect to take cash refunds of their own contributions, accumulated with interest, together with preserved employer benefits as required by Commonwealth Superannuation Guarantee legislation. Alternatively, they can elect to take fully vested, preserved benefits which will be based on their full accrued entitlements at the date of resignation and will be increased during preservation in line with increases in the CPI.

The vested benefits shown below have been determined by Mr G Keen, FIAA and Mr L Brett, FIAA of Brett & Watson Pty Ltd based on the assumption that all resignation benefits will be taken in the form of fully preserved benefits. The value of vested benefits has then been calculated using the same actuarial and economic assumptions as for the calculation of accrued benefits.

<b>Vested Liabilities</b>		
	<b>2013</b>	2012
	<b>Pension Scheme Division \$m</b>	Pension Scheme Division \$m
<b>Police Superannuation Fund</b>	<b>361.40</b>	340.40
<b>Police Employer Account</b>	<b>1,533.80</b>	1,451.50
<b>Totals</b>	<b>1,895.20</b>	1,791.90

**5. Guaranteed Benefits**

Contributors’ benefit entitlements are set out in the Act.

**6. Administration and Direct Investment Expenses**

Administration expenses incurred by the Board are financed in the first instance from the Police Employer Account through a Special Deposit Account. Pursuant to section 10(7) of the Act, the Fund is required to meet a prescribed proportion, currently 30 percent, of the administration expenses incurred by the Scheme.

Administration expenses incurred by the Scheme for 2012-2013 amounted to \$579,000 (\$590,000 in 2011-2012) of which the Fund is required to reimburse \$173,000 (\$177,000 in 2011-2012) to the Scheme through the Police Employer Account. Of the \$579,000, \$508,000 (\$465,000 in 2011-2012) was paid to SA Government entities.

Direct investment expenses comprise fees paid to Funds SA. Funds SA advises the amount based on the Scheme’s proportionate investment.

## 7. Remuneration of Board Members

The following are members of the Board who served during 2012-2013, along with the period served.

Board Member	Period Served during 2012-2013		
Michael Ramm	1/07/2012	to	30/06/2013
Keryl Howie*	1/07/2012	to	30/06/2013
Kingsley Oakley	1/07/2012	to	30/06/2013
James Tappin *	1/07/2012	to	23/05/2013
Bernadette Zimmermann*	1/07/2012	to	30/06/2013
Vacant	24/05/2013	to	30/06/2013
Deputy Member	Period Served during 2012-2013		
Garry Powell *	1/07/2012	to	30/06/2013
Ferdi Pit *	1/07/2012	to	30/06/2013
Linda Fellows*	1/07/2012	to	30/06/2013
Julie Foley*	1/07/2012	to	23/05/2013
David Reynolds*	1/07/2012	to	23/05/2013
Vacant	24/05/2013	to	30/06/2013

Members' remuneration is set according to State Government guidelines for Statutory Authorities.

\* In accordance with the Department of Premier and Cabinet Circular No. 16, members who are government employees do not receive remuneration for their board membership. Board members who are contributors of the Scheme contribute on the same terms as other contributors.

Total remuneration received or due and receivable by members of the Board in 2012-2013 was \$9,000 (\$9,000 in 2011-2012). Total remuneration included superannuation of \$600 (\$600 in 2011-2012).

The number of Board members whose remuneration was within the following bands is as follows:

Total Remuneration	Number of Members	
	2013	2012
\$1 - \$10,000	2	2

**8. Remuneration of Auditors**

Amounts paid or payable to the Auditor-General's Department for auditing the accounts of the Board in 2012-2013 total \$20,000 (\$20,000 in 2011-2012).

No other services were provided by the Auditor-General's Department.

**9. Summary of Investment Holdings**

	Fund Old Scheme Division 2013 \$'000	Police Employer Account 2013 \$'000	Total 2013 \$'000	Total 2012 \$'000
<b>INVESTMENTS</b>				
Inflation Linked Securities A	30,051	53,046	83,097	85,174
Property A	58,568	103,386	161,954	140,575
Australian Equities A	98,403	173,702	272,105	216,696
International Equities A	107,358	189,509	296,867	217,704
Long Term Fixed Interest	6,735	11,888	18,623	23,036
Short Term Fixed Interest	3,252	5,741	8,993	14,818
Diversified Strategies - Growth A	33,593	59,299	92,892	54,018
Diversified Strategies - Income	52,361	92,428	144,789	117,367
Cash	4,124	7,280	11,404	33,395
<b>Total Investments</b>	<b>394,445</b>	<b>696,279</b>	<b>1,090,724</b>	<b>902,783</b>

## 10. Changes in Net Assets

Transactions within each division are summarised below:

	Fund Old Scheme Division 2013 \$'000	Police Employer Account 2013 \$'000	Total 2013 \$'000	Fund Old Scheme Division 2012 \$'000	Police Employer Account 2012 \$'000	Total 2012 \$'000
<b>NET ASSETS AVAILABLE TO PAY BENEFITS AT 1 JULY</b>	<b>344,514</b>	<b>559,309</b>	<b>903,823</b>	343,890	512,178	856,068
<b>REVENUE</b>						
Investment Revenue	58,394	99,576	157,970	8,375	17,042	25,417
Other Income	6	26	32	9	43	52
<b>CONTRIBUTION REVENUE</b>						
Past Service Liability	-	67,100	67,100	-	59,300	59,300
Employer Contributions	-	29,276	29,276	-	29,546	29,546
Member Contributions	6,785	-	6,785	6,488	-	6,488
Government Co-Contributions	-	26	26	-	3	3
<b>Total Contribution Revenue</b>	<b>6,785</b>	<b>96,402</b>	<b>103,187</b>	<b>6,488</b>	<b>88,849</b>	<b>95,337</b>
<b>Total Revenue</b>	<b>65,185</b>	<b>196,004</b>	<b>261,189</b>	<b>14,872</b>	<b>105,934</b>	<b>120,806</b>
<b>EXPENSES</b>						
Direct Investment Expense	(2,181)	(3,793)	(5,974)	(1,761)	(2,835)	(4,596)
Administration Expense	(173)	(406)	(579)	(177)	(413)	(590)
<b>BENEFITS PAID</b>						
Pensions	(10,137)	(43,214)	(53,351)	(8,824)	(40,752)	(49,576)
Commutation Lump Sums	(1,468)	(6,257)	(7,725)	(1,574)	(7,352)	(8,926)
Lump Sums	(1,450)	(5,866)	(7,316)	(1,912)	(7,448)	(9,360)
Government Co-Contributions	-	(26)	(26)	-	(3)	(3)
<b>Total Benefits Paid</b>	<b>(13,055)</b>	<b>(55,363)</b>	<b>(68,418)</b>	<b>(12,310)</b>	<b>(55,555)</b>	<b>(67,865)</b>
<b>Total Expenses</b>	<b>(15,409)</b>	<b>(59,562)</b>	<b>(74,971)</b>	<b>(14,248)</b>	<b>(58,803)</b>	<b>(73,051)</b>
<b>NET INCREASE IN FUNDS</b>	<b>49,776</b>	<b>136,442</b>	<b>186,218</b>	624	47,131	47,755
<b>NET ASSETS AVAILABLE TO PAY BENEFITS AT 30 JUNE</b>	<b>394,290</b>	<b>695,751</b>	<b>1,090,041</b>	344,514	559,309	903,823



## 11. Benefits Paid

All benefit payments were met in the first instance from the Special Deposit Account. The Treasurer, in turn, recouped the value of the employee share of benefits paid from the Fund and the employer share from the Police Employer Account.

	Fund Old Scheme Division 2013 \$'000	Fund Old Scheme Division 2012 \$'000
<b>PENSIONS</b>		
Funded from:		
Police Superannuation Fund	10,137	8,824
Police Employer Account	43,214	40,752
<b>Gross Scheme Costs</b>	<b>53,351</b>	<b>49,576</b>
<b>COMMUTATION LUMP SUMS</b>		
Funded from:		
Police Superannuation Fund	1,468	1,574
Police Employer Account	6,257	7,352
<b>Gross Scheme Costs</b>	<b>7,725</b>	<b>8,926</b>
<b>LUMP SUMS</b>		
Funded from:		
Police Superannuation Fund	1,450	1,912
Police Employer Account	5,866	7,448
<b>Gross Scheme Costs</b>	<b>7,316</b>	<b>9,360</b>
<b>GOVERNMENT CO-CONTRIBUTIONS</b>		
Funded from:		
Police Employer Account	26	3
<b>Gross Scheme Costs</b>	<b>26</b>	<b>3</b>
<b>TOTAL BENEFITS PAID</b>		
Funded from:		
Police Superannuation Fund	13,055	12,310
Police Employer Account	55,363	55,555
<b>Gross Scheme Costs</b>	<b>68,418</b>	<b>67,865</b>

## 12. Financial Instruments

The Scheme's investments are managed by Funds SA predominantly by the appointment of investment managers as determined by the Funds SA Board. Each investment manager is required to invest the assets in accordance with the terms of a written mandate. The Funds SA Board has determined that the appointment of these managers is appropriate for the Scheme and is in accordance with the Scheme's investment strategy. The Funds SA Board obtains regular reports from each manager on the nature of the investments made on its behalf and the associated risks.

The allocation of assets between the various types of financial instruments is determined by the Funds SA Board. Divergence from target asset allocations and the composition of the portfolio is monitored by the Funds SA Board on a regular basis.

The Scheme's investing activities expose it to the following risks from its use of financial instruments:

- market risk
- credit risk
- liquidity risk.

The nature and extent of the financial instruments employed by the Scheme are discussed below. This note presents information about the Scheme's exposure to each of the above risks, the Scheme's objectives, policies and processes for measuring and managing risk.

The Funds SA Board has overall responsibility for the establishment and oversight of the Scheme's investment risk management framework. The investment risk management policies are established to identify and analyse the risks faced by the Scheme, including those risks managed by the Scheme's investment managers, to set appropriate risk limits and controls and to monitor risks and adherence to limits. Risk management policies and systems are reviewed regularly to reflect changes in market conditions and the Scheme's activities.

The Police Superannuation Board receives regular reports from Funds SA concerning compliance with the Scheme's investment objectives.

### a) Market Risk

Market risk is the risk that changes in market prices, such as foreign exchange rates, interest rates and equity prices will affect the Scheme's income or the value of its holdings of financial instruments. The objective of market risk management is to manage and control market risk exposures within acceptable parameters, while optimising the return on risk.

#### 1. Currency Risk

Currency risk is a risk that the fair value of future cash flows of a financial instrument will fluctuate because of a change in foreign exchange rates.

The Scheme's currency risk is managed by Funds SA who has invested in assets denominated in foreign currencies.

Funds SA strategic policy for the management of its foreign currency exposure is as follows:

- Foreign currency exposures in the diversified strategies (growth), diversified strategies (income), property and fixed interest asset sectors are fully hedged to Australian dollars.
- Foreign currency exposures in the international equities asset sector are one-third hedged to Australian dollars.

For the purpose of managing foreign currency risk, within defined constraints, the exposure to foreign currency can be varied from the strategic policy stated above.

## II. Interest Rate Risk

Interest rate risk is the risk that a movement in interest rates will cause the value of fixed interest securities to deviate from expectations.

Funds SA manages interest rate risk through:

- Ensuring asset allocations of different investment products are consistent with the time horizon of each.
- The use of specialist external investment managers to manage Funds SA's cash and fixed income portfolios.

## III. Other Market Price Risk

Other market price risk is the risk that the value of the instrument will fluctuate as a result of changes in market prices, whether caused by factors specific to an individual investment, its issuer or all factors affecting all instruments traded in the market.

As the Scheme's financial instruments are valued at net market value (fair value) with changes in net market value recognised in the Statement of Changes in Net Assets, all changes in market conditions will directly affect Investment Revenue.

Funds SA manages the risk of financial market volatility through the adherence to two principles:

- Ensuring a diversity of exposures to different financial markets and sub markets.
- Ensuring asset allocations for different investment products are consistent with the time horizon of each.

## IV. Sensitivity Analysis

The Funds SA Board has determined that the forecast risk/return profile provide a reasonably possible change in the value of the investments in each investment option. These standard deviations provide the risk variable to be applied to each option in the year ahead. The following table illustrates the effect on change in investment assets from possible changes in market price risk.

2013

Investment Option	Sensitivity variable	Standard Deviation	Change in Investment assets \$'000
Growth	Nominal standard deviation	10.50%	114,526
<b>Total</b>			<b>114,526</b>

2012

Investment Option	Sensitivity variable	Standard Deviation	
Growth	Nominal standard deviation	10.30%	92,986
<b>Total</b>			<b>92,986</b>

A positive or negative rate of return equal to the standard deviations above would have an equal but opposite effect on the Scheme's investment revenue, on the basis that all other variables remain constant.

Standard deviation is a useful historical measure of the variability of return earned by an investment portfolio. The standard deviations above provide a reasonable sensitivity variable to estimate each investment options' expected return in future years.

Actual movements in returns may be greater or less than anticipated due to a number of factors, including unusually large market shocks resulting from changes in the performance of the economies, markets and securities in which the underlying trusts invest. As a result, historic variations in rates of return are not a definitive indicator of future variations in rates of return.

**b) Credit Risk**

Credit risk is the risk that a counter party to a financial instrument will fail to discharge an obligation or commitment that it has entered into with the Scheme.

The net market value of financial assets included in the Statement of Net Assets represents the Scheme's maximum exposure to credit risk in relation to those assets. The Scheme does not have any significant exposure to any individual counter party or industry. The credit risk is monitored by Funds SA through ongoing reviews of the investment managers.

The Scheme does not have any assets which are past due or impaired.

**c) Liquidity Risk**

Liquidity risk is the risk that the Scheme will not be able to meet its financial obligations as they fall due. The Scheme's approach to managing liquidity is to ensure, as far as possible, that it will always have sufficient liquidity to meet its payment of benefits to members and liabilities when due, under both normal and stressed conditions, without incurring unacceptable losses or risking damage to the Scheme's reputation.

The Scheme's liquidity position is monitored on a daily basis. The Scheme's cash and liquidity policy is to have sufficient cash balances to meet anticipated weekly benefit payments, expenses and investing activities.

Funds SA manages liquidity risk as follows:

- By giving careful consideration to the expected net cash redemption requirements of Funds SA's clients. The allocation to cash in the strategic asset allocation of each investment product is set at a level sufficient to manage expected cash redemptions.
- A large proportion of each investment product is invested in highly liquid investments such as actively traded equities, unit trusts or securities with short-term maturities.

The following tables summarise the expected maturity profile of the Scheme's financial liabilities based on the earliest date on which the Scheme can be required to pay. The amounts in the table are the contractual undiscounted cash flows.

<b>30 June 2013</b>	<b>Less than 3 months \$'000</b>	<b>Total Contractual Cash Flows \$'000</b>	<b>Carrying Amount Liabilities \$'000</b>
Benefits payable	1,519	1,519	1,519
Sundry Creditors	127	127	127
Vested benefits <sup>(i)</sup>	1,895,000	1,895,000	1,895,000
<b>Total</b>	<b>1,896,646</b>	<b>1,896,646</b>	<b>1,896,646</b>

<b>30 June 2012</b>	<b>Less than 3 months \$'000</b>	<b>Total Contractual Cash Flows \$'000</b>	<b>Carrying Amount Liabilities \$'000</b>
Benefits payable	156	156	156
Sundry Creditors	150	150	150
Vested benefits <sup>(i)</sup>	1,792,000	1,792,000	1,792,000
<b>Total</b>	<b>1,792,306</b>	<b>1,792,306</b>	<b>1,792,306</b>

<sup>(i)</sup> Vested benefits have been included in the less than 3 months column, as this is the amount that members could call upon as at balance date. This is the earliest date on which the Scheme can be required to pay members vested benefits, however, members may not necessarily call upon amounts vested to them during this time.

#### d) Fair Value Estimation

The table below analyses financial instruments carried at fair value, by valuation method. The different levels have been defined as follows:

- Level 1: quoted prices (unadjusted) in active markets for identical assets and liabilities.
- Level 2: inputs other than quoted prices included within Level 1 that are observable for the asset or liability, either directly or indirectly (i.e. derived from prices).
- Level 3: inputs for the asset or liability that are not based on observable market data (unobservable inputs).

<b>Financial assets at fair value through profit or loss</b> <i>(Level 1 and level 3 are not relevant to the Scheme)</i>	<b>Level 2</b> <b>\$'000</b>
<b>30 June 2013</b>	
Unlisted managed investment schemes	
Funds SA	<u>1,090,724</u>
	<u>1,090,724</u>
<b>30 June 2012</b>	
Unlisted managed investment schemes	
Funds SA	<u>902,783</u>
	<u>902,783</u>

#### e) Derivative financial instruments

Derivatives can be defined as financial contracts whose value depend on, or are derived from, assets, liabilities reference rates or indices. Funds SA uses derivatives to manage portfolio risk and to facilitate the implementation of investment strategies efficiently and cost effectively. Funds SA uses a variety of derivative instruments, such as over the counter swap agreements, forward rate agreements, futures and options.

Derivatives are an authorised investment within certain mandates managed by Funds SA's external investment managers for the purposes described above.



## INDEPENDENT AUDITOR'S REPORT

9th Floor  
State Administration Centre  
200 Victoria Square  
Adelaide SA 5000  
DX 56208  
Victoria Square  
Tel +618 8226 9640  
Fax +618 8226 9688  
ABN 53 327 061 410  
audgensa@audit.sa.gov.au  
www.audit.sa.gov.au

### To the Acting Presiding Member Police Superannuation Board

As required by section 31(1)(b) of the *Public Finance and Audit Act 1987*, I have audited the accompanying financial report of the Police Superannuation Scheme for the financial year ended 30 June 2013. The financial report comprises:

- a Statement of Changes in Net Assets for the year ended 30 June 2013
- a Statement of Net Assets as at 30 June 2013
- notes, comprising a summary of significant accounting policies and other explanatory information
- a Certificate from the Acting Presiding Member and the Manager, Police Super.

### The Police Superannuation Board's Responsibility for the Financial Report

The Members of the Police Superannuation Board are responsible for the preparation of the financial report that gives a true and fair view in accordance with the Treasurer's Instructions promulgated under the provisions of the *Public Finance and Audit Act 1987* and Australian Accounting Standards, and for such internal control as Members of the Police Superannuation Board determines is necessary to enable the preparation of the financial report that is free from material misstatement, whether due to fraud or error.

### Auditor's Responsibility

My responsibility is to express an opinion on the financial report based on the audit. The audit was conducted in accordance with the requirements of the *Public Finance and Audit Act 1987* and Australian Auditing Standards. The auditing standards require that the auditor comply with relevant ethical requirements and that the auditor plan and perform the audit to obtain reasonable assurance about whether the financial report is free from material misstatement.

An audit involves performing procedures to obtain audit evidence about the amounts and disclosures in the financial report. The procedures selected depend on the auditor's judgement, including the assessment of the risks of material misstatement of the financial report, whether due to fraud or error. In making those risk assessments, the auditor considers internal control relevant to the entity's preparation of the financial report that gives a true and fair view in order to design audit procedures that are appropriate in the circumstances. An audit also includes evaluating the appropriateness of the accounting policies used and the reasonableness of accounting estimates made by the Members of the Police Superannuation Board, as well as the overall presentation of the financial report.

I believe that the audit evidence I have obtained is sufficient and appropriate to provide a basis for my audit opinion.

**Opinion**

In my opinion, the financial report gives a true and fair view of the financial position of the Police Superannuation Scheme as at 30 June 2013, its financial performance and its cash flows for the year then ended in accordance with the Treasurer's Instructions promulgated under the provisions of the *Public Finance and Audit Act 1987* and Australian Accounting Standards.



**S O'Neill**  
**AUDITOR-GENERAL**  
17 September 2013